

# 2024 annual report to the Community

## Bridgewater Primary School

Bridgewater Primary School number: 636

Partnership: Mount Lofty



School principal:

Paul Jude

Signature

Date of endorsement:

03/02/2025



Government  
of South Australia  
Department for Education

# Context Statement

Bridgewater Primary School caters for students from R-6. At the time of this report, the enrolment in 2024 is 192. Bridgewater Primary School is classified as Category 7 on the Department for Education Index of Educational Disadvantage. At the time of this report, the school population includes 3% Aboriginal students, 1% students with disabilities. Further information about the school is available on the school's website (including its context statement), as well as the My School website.

Data Source: Department for Education data holdings from Mid census captured in AUGUST 2024.

## Governing Council Report



46 Morella Grove Bridgewater SA 5155  
[www.bridgeps.sa.edu.au](http://www.bridgeps.sa.edu.au)  
08 8339 1600  
Email [dl.0636.info@schools.sa.edu.au](mailto:dl.0636.info@schools.sa.edu.au)

### Governing Council Chairperson's Report - 2024

The Governing Council year began by welcoming several new faces to the team, energising the group and providing a diverse section of families to provide input into school matters. There were many school matters discussed over the year, both big and small, and always with enthusiasm.

It was a few years in the making, but we were finally able to launch the new school website in March. It was great to see updated content and current students on the site, as well as provide information for prospective families. There was much discussion amongst the council members about what the website could contain, possible future uses and the best ways to share information going forward.

The investment in the future of BPS continued with the rollout of new technology for staff and students – new smart screens in classrooms, new laptops for staff and student use, which constituted a significant financial investment in the school that the GC were happy to support. There will also be education provided by a specialist teacher in 2025 to better educate our students about digital literacy and digital ethics.

The GC continued to support our amazing fundraising committee in their endeavours to raise funds for our Kitchen Garden Programme, with a plethora of events throughout the year. The community ties that these events build cannot be understated! While the planned Twilight on the Green did not ultimately go ahead, there were numerous other events that kept our social calendars full and the funds rolling in - Acquaintance Night, Quiz Night and the Halloween BBQ to name a just a few.

Perhaps one of the most exciting achievements for the 2024 GC was the collaboration with local stakeholders to work on a possible solution to the ever-frustrating poor drainage on the school oval. Recognising that development of the oval will benefit more than just the school, there has been discussion around collectively applying for grants and sharing the financial burden of addressing the issues with local community groups. The wheels are in motion thanks to a unanimous "yes" vote from the GC to contribute some funds to this project. Watch this space!

On a personal note, I thank all members of the Governing Council for contributing both their time and their energy. It has been a pleasure to serve with you all and I hope to see you all back in 2025 for another year of growth and development for Bridgewater Primary School.

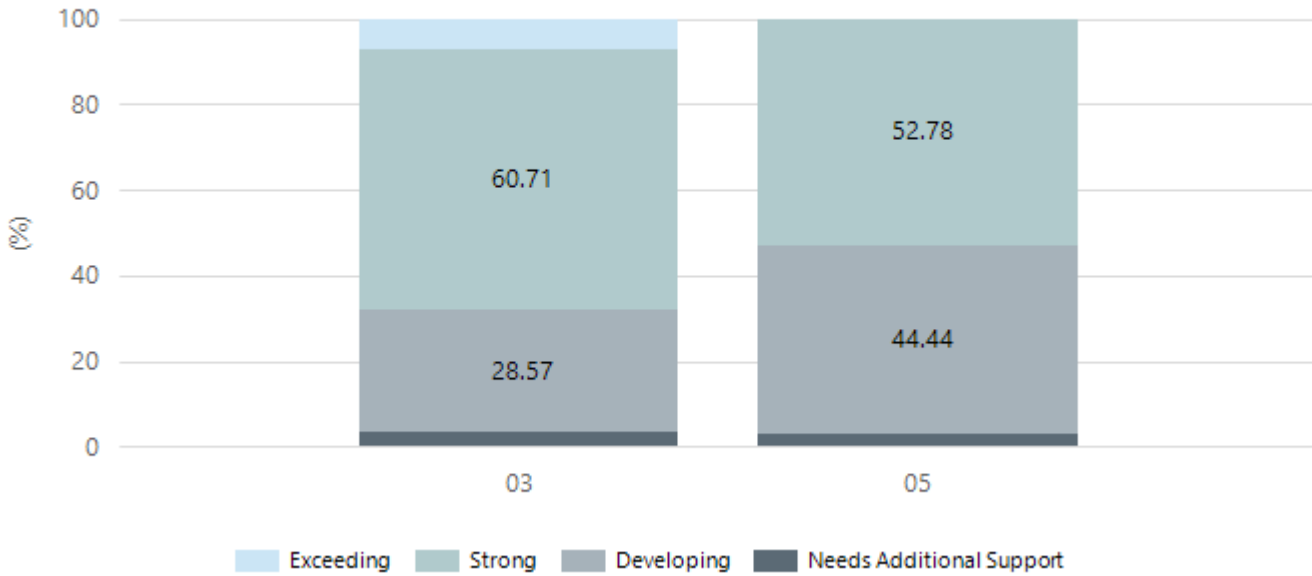
*Leigh Heath – Governing Council Chairperson*

# Performance Summary

## NAPLAN Proficiency

In 2023 the Australian Curriculum, Assessment and Reporting Authority (ACARA) - a Commonwealth Independent statutory authority - announced changes to NAPLAN performance reporting. The new approach replaces the previous numerical NAPLAN bands and the national minimum standard.

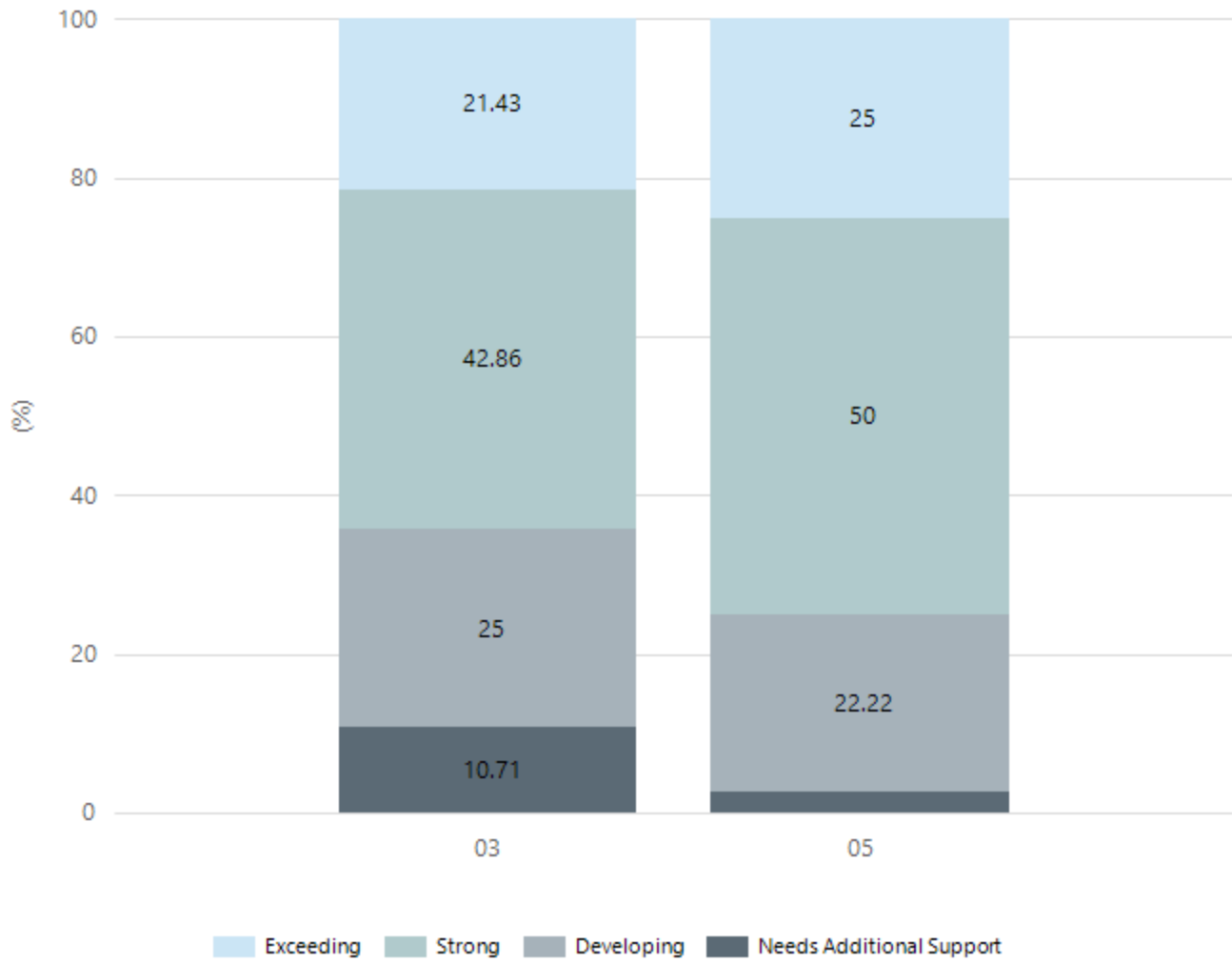
### Numeracy



Year Level	03	05
Exceeding	2	
Strong	17	19
Developing	8	16
Needs Additional Support	1	1
Total	28	36

Data Source: Department for Education Assessment Data Holdings, 2024. If there are less than 6 students who sat NAPLAN in a school, no information will be shown. If a year level has less than 6 students, that year level will not be shown in NAPLAN results.

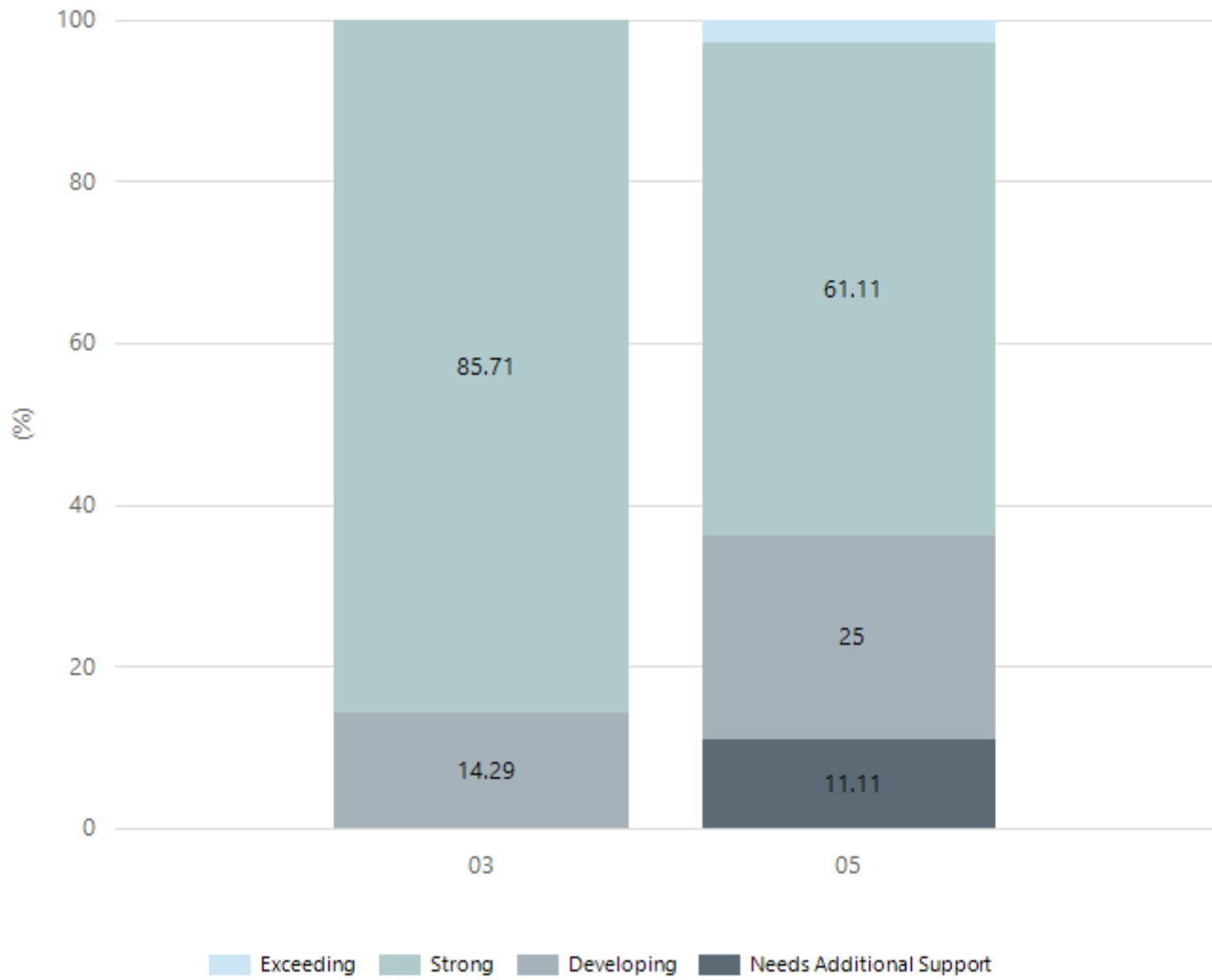
## Reading



Year Level	03	05
Exceeding	6	9
Strong	12	18
Developing	7	8
Needs Additional Support	3	1
Total	28	36

Data Source: Department for Education Assessment Data Holdings, 2024. If there are less than 6 students who sat NAPLAN in a school, no information will be shown. If a year level has less than 6 students, that year level will not be shown in NAPLAN results.

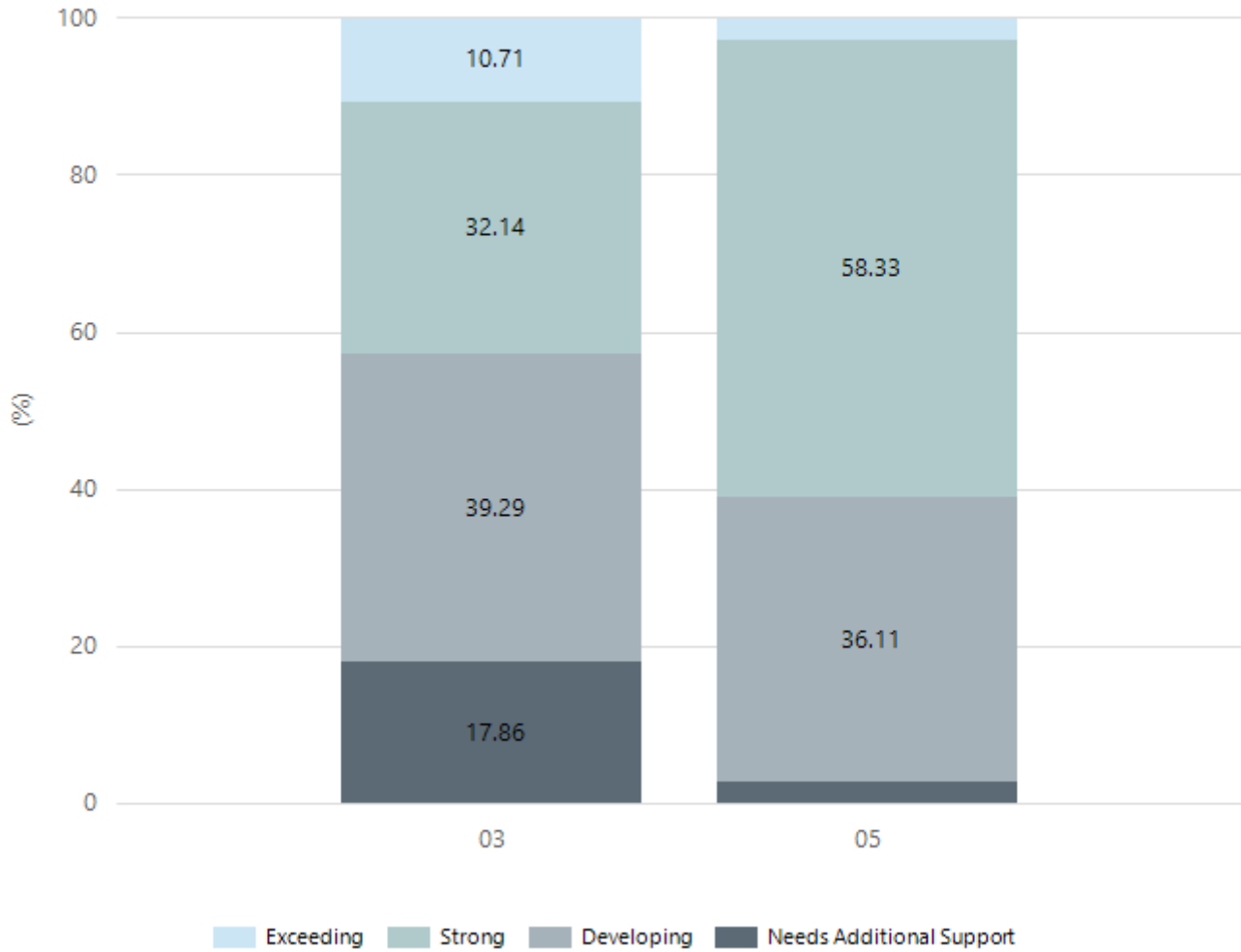
## Writing



Year Level	03	05
Exceeding		1
Strong	24	22
Developing	4	9
Needs Additional Support		4
Total	28	36

Data Source: Department for Education Assessment Data Holdings, 2024. If there are less than 6 students who sat NAPLAN in a school, no information will be shown. If a year level has less than 6 students, that year level will not be shown in NAPLAN results.

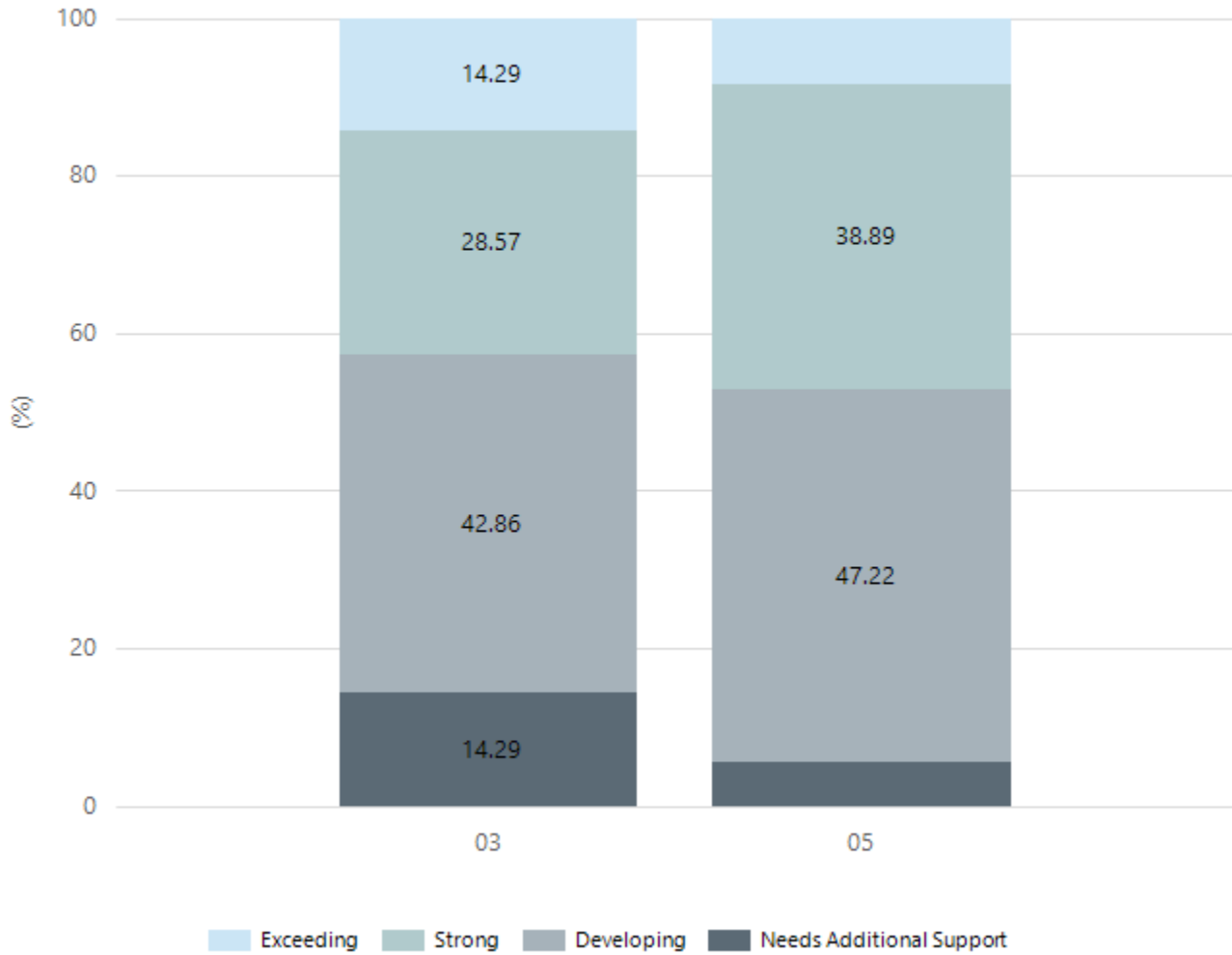
## Grammar



Year Level	03	05
Exceeding	3	1
Strong	9	21
Developing	11	13
Needs Additional Support	5	1
Total	28	36

Data Source: Department for Education Assessment Data Holdings, 2024. If there are less than 6 students who sat NAPLAN in a school, no information will be shown. If a year level has less than 6 students, that year level will not be shown in NAPLAN results.

## Spelling



Year Level	03	05
Exceeding	4	3
Strong	8	14
Developing	12	17
Needs Additional Support	4	2
Total	28	36

Data Source: Department for Education Assessment Data Holdings, 2024. If there are less than 6 students who sat NAPLAN in a school, no information will be shown. If a year level has less than 6 students, that year level will not be shown in NAPLAN results.

## School Attendance

Year Level	2022	2023	2024
Reception	88.4%	90.9%	92.4%
Year 01	87.8%	87.9%	90.2%
Year 02	90.9%	90.6%	87.2%
Year 03	88.0%	90.7%	87.3%
Year 04	87.2%	91.5%	89.2%
Year 05	90.4%	89.5%	89.1%
Year 06	84.8%	92.2%	90.4%
Total	88.2%	90.7%	89.3%

Data Source: Department for Education Attendance Data, Semester 1 Report 2024. A blank cell indicates there were no students enrolled. 'Primary Other' includes students enrolled in specialised education options. 'Secondary Other' includes students who have already spent a year at Year 12 and elected to undertake further study at Year 12.

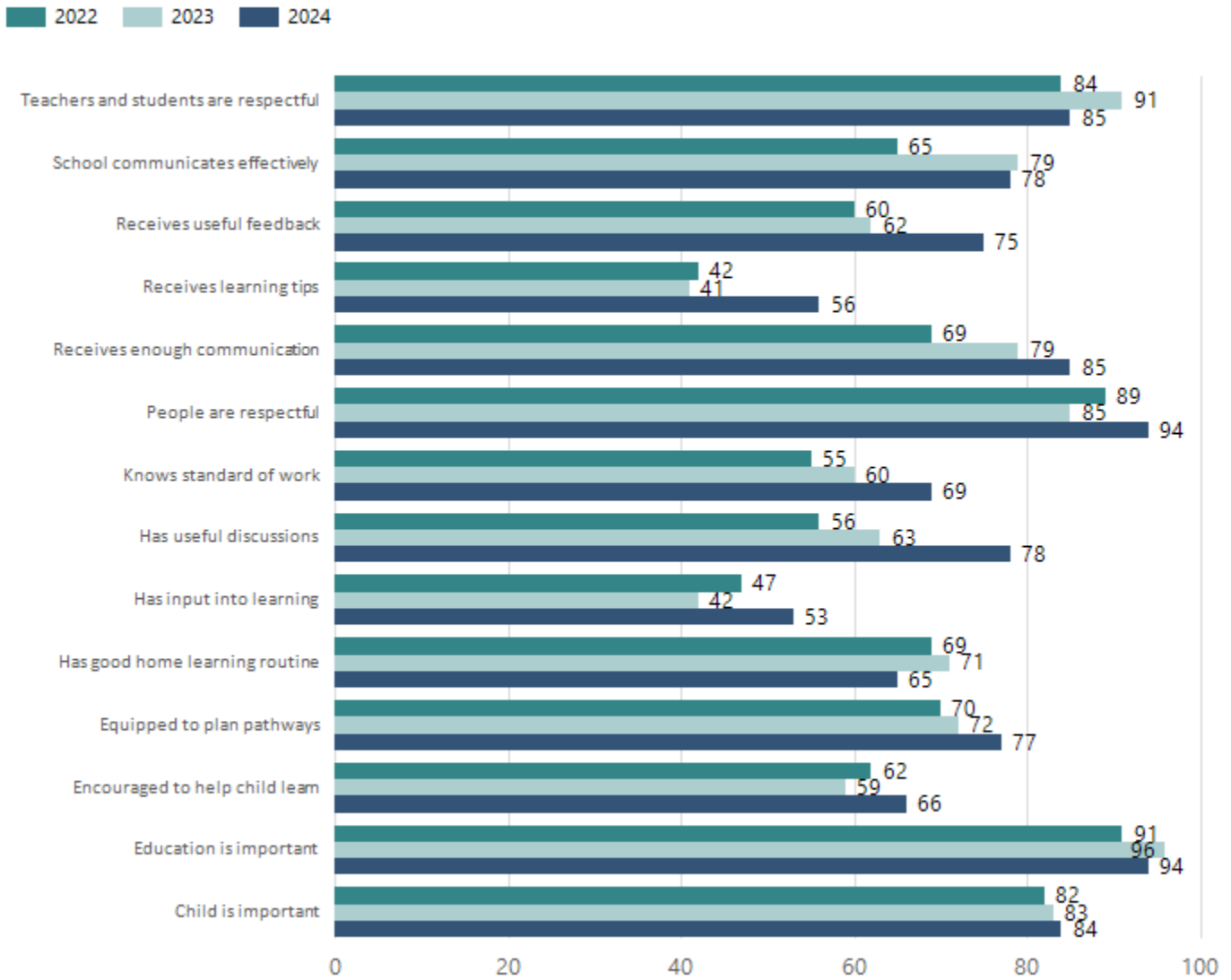
## Attendance Comment

In South Australia, all children and young people must be in school from 6 years to 16 years old. They must attend a government or non-government school full time. From age 16 to 17 however, young people must attend school or an approved learning program (such as an apprenticeship, traineeship, accredited course or university). Schools and parents must encourage and support students to come to school every day. Parents and caregivers must make sure their child is enrolled in a school, and attends school all day and everyday it is open, unless a child is sick or has an approved exemption. Teachers and leaders actively follow up when a student misses school, including recording all absences and non-attendance. All schools in South Australia have local attendance procedures governed under the Education and Children's Services Regulations 2020.



# School Parent Opinion Survey Results

Proportion of agree/strongly agree response(%)



Data Source: 2024 Department for Education Parent Opinions Survey, Term 3 2024.

# Intended Destination

Leave Reason	Number	%
IS - INTERSTATE	3	43.0%
NG - ATTENDING NON-GOV SCHOOL IN SA	1	14.0%
TG - TRANSFERRED TO SA GOVERNMENT SCHOOL	3	43.0%

Data Source: Department for Education Destination Data Report, 2024. Data extract term 3 2024. Data shows recorded destinations for students that left the school in the previous year. Data is uploaded by schools in term 3 and may not reflect final or total figures at time of report creation.

## Highest Qualifications held by the teaching workforce and workforce composition

All teachers at this school are qualified and registered with the SA Teachers Registration Board.

Qualification Level	Number of Qualifications
Bachelor's degrees or Diplomas	10
Postgraduate Qualifications	8

Data Source: Data extracted from Mandatory Workforce Information Collections as on the last pay date of June 2024. As self-reported by staff in the system.

Please note: Data includes staff who are Actively employed and on extended paid leave. Please note only the highest qualification of the Teaching staff is reported. Excludes any number of other certifications earned.

### Workforce composition including indigenous staff

	Teaching Staff		Non-Teaching Staff	
	Indigenous	Non-Indigenous	Indigenous	Non-Indigenous
Full-Time Equivalents	0.0	12.9	0.0	5.0
Persons	0.0	18.0	0.0	8.0

Data Source: Data extracted from Mandatory Workforce Information Collection as on the last pay date of June 2024.

Please note: Data includes staff who are actively employed and on extended paid leave. "Indigenous category" is self-reported by staff in the system.

## Financial Statement

Funding Source	Amount	
Grants: State	22669	Cricket pitch and sports grants
Grants: Commonwealth	-	-
Parent Contributions	59900	
Fund Raising	7556	Profit
Other	3677	Hire of hall/bank interest

Data Source: School supplied data.